

# 가

( )

I.

39.1%가

2010 50% , 2030

53.9%

.<sup>1)</sup>

30

가 2004

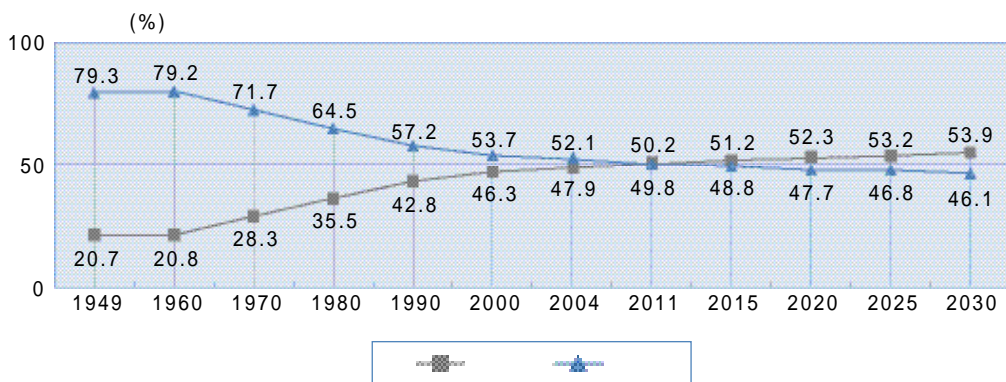
11.8%

47.6% 2,324 . < 1>

2%

56.6%,

1



1)

, 「

」, 2005. 4.

		(A)	(B)	(C)			B/A	C/A
<2003>	km <sup>2</sup>	99,601	11,723	605	987	10,131	11.8%	0.6%
<2004>		49,053	23,528	10,288	2,611	10,629	48.0%	21.0%
<2004>	( )	22,495	10,939	1,854	1,197	4,888	48.6%	21.6%
	( )	855	500	248	57	195	58.5%	29.0%
	( ,2002)	727,605	350,083	175,230	34,919	139,934	48.1%	24.1%
<2003>		113,297	64,141	20,076	10,122	33,943	56.6%	17.7%
	( )	2,765	1,297	284	212	801	46.9%	10.3%
<2003>		650,725	315,010	160,935	31,349	122,726	48.4%	24.7%
	( )	2,758	1,552	962	111	479	56.3%	34.9%
<2004>		171	67	38	4	25	39.2%	22.2%
	( )	1,837	698	453	37	208	38.0%	24.7%
<2003>		45,772	23,079	12,399	2,094	8,586	50.4%	27.1%
<2004>	( )	540,726	367,450	271,588	10,067	76,795	68.0%	50.2%
	( )	565,655	376,321	243,961	26,559	105,801	66.5%	43.1%
<2004>	( )	14,934	6,921	2,780	783	3,358	46.3%	18.6%
	( )	10,621	5,169	2,162	557	2,450	48.7%	20.4%
( /km <sup>2</sup> )		492	2,007	17,005	2,645	1,049		

: : , 「 , 2003. 12. 31.  
 : , 2004 ( )  
 : ,  
 : ( ) (5 )  
 : .  
 : .  
 : .  
 : ( )  
 : , 「 , 2004.

56.3%, 50.4%가  
 , ,  
 68.0%,  
 66.5%  
 가  
 가 가  
 . < 2>  
 가  
 82.8%,  
 85.8%가  
 , ,

2

		50	8	58	86.2
		109	25	134	81.3
		159	33	192	82.8
		23	3	26	88.5
		14	1	15	93.3
		80	24	104	76.9
		70	3	73	95.9
		187	31	218	85.8
		346	64	410	84.4

- : 1)  
 2) 1  
 3) (  
 4) 가  
 5)

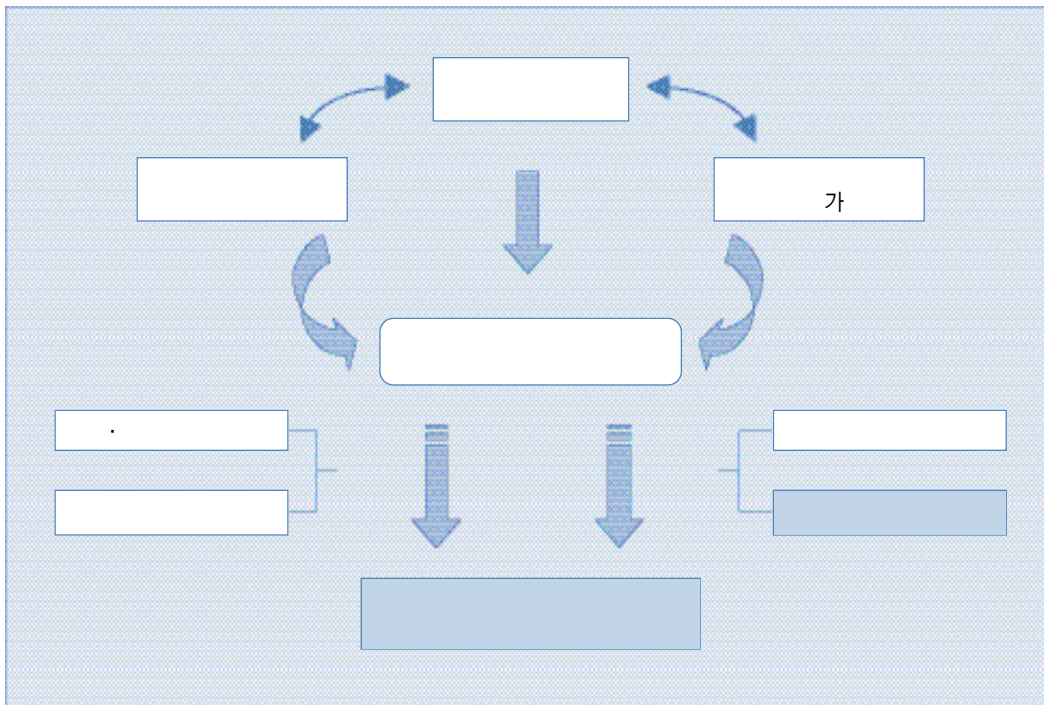
(win-win

)

가

가

2



## II.

3 가 .  
 1973 1  
 1. 46 (24  
 . 22 .  
 ) , 40  
 1964 .  
 14 1980 2  
 .  
 1973 , 1980 . 1985  
 , 1990 3

### 3

	1	2	3
	.	.	.
	.	.	가
	.	가	가
	가	가	(廳)
	.	( ) 7	.
	.	( ) 7	.
	. 24 .	. 13 .	. 16 1
	. 22 .	. 1	
	. 46 40	. 14 10	. 13
	. 18 .	. 9 .	. 1 , ,
	. 22	. 1	. 9 10
	. 2		

		가

9 .

1973 ~ 92

2005 5 ,

19 .

9 ,

5

255 2 2,395 .

가 , 가 ,

59 2 가

86% .

가 가 .

2.

가

1960

1990

5

	-	-	-	-
	-	-	-	-
	- 가	- 가	-	- 가
	-		-	- 가
	-	- 70	- 3 10 17	- 78
	- 1988~89 , 1990	- 1962 - 1973 - 1988	- 1969  - 1971 1 - 1973 2	- 1991~92 3
	- 1 7,000 10	- 1 : 2 2,500 - 2 : 1 1,000 - 3 : 1 4,000	- 1/4 1 1,000	- 2001 3
	-	-	-	-
	-	-	- 가	-

2 5,000

. 1990

, 1991

52

2004 6

270

, 3

1 1,000

4,000

가 5

16

가

. 1963

5

(2004)

가가

2010

2

가

1988 1

가

, 「  
(1988. 6)」

III.

가

49

가 30

1.

, 2002

40

가

19

1960



	<p>( 15</p> <p>1 1 ~6 )</p>	<p>-</p> <p>-</p> <p>-</p> <p>- . . . . .</p> <p>- , , , , ,</p> <p>- ,</p>
	<p>( 가</p> <p>)(</p> <p>15 1 7 )</p>	<p>-</p> <p>- 가</p> <p>- .</p> <p>- 가</p> <p>-</p>
		-
	<p>가</p> <p>( )</p>	<p>-</p> <p>- 가</p> <p>-</p> <p>- 가</p> <p>-</p>

가 , 가 가  
176

410  
346

(< 6> ).

410	346	176	67	26	54	29
:	67	13	,	.	22	, 32

2.

12 . . , 가

.

.

가 ,

가 .

.

, 1

GRDP, 1 . , 1

, 가 ,

가 .

.

.

(道)

.

12

가 가 9

4

, 가 5

30

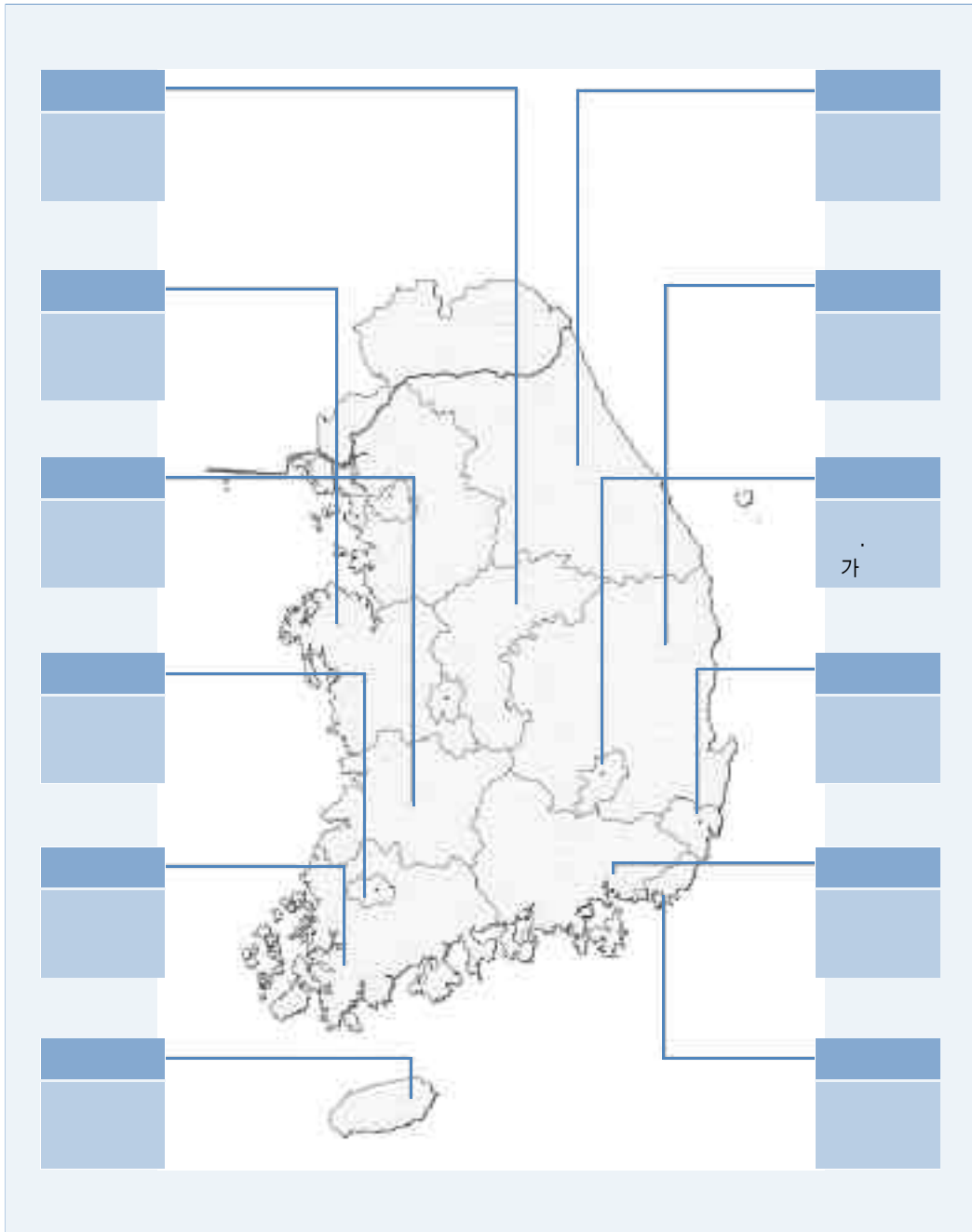
가

< 8>

가

		<ul style="list-style-type: none"><li>•</li><li>•</li><li>• 2</li><li>•</li></ul>
	가	<ul style="list-style-type: none"><li>•</li><li>• (R&amp;D)</li><li>•</li></ul>
		<ul style="list-style-type: none"><li>•</li></ul>
		<ul style="list-style-type: none"><li>•</li><li>•</li><li>•</li></ul>
		<ul style="list-style-type: none"><li>•</li><li>•</li><li>•</li></ul>
		<ul style="list-style-type: none"><li>•</li><li>•</li></ul>
		<ul style="list-style-type: none"><li>•</li><li>•</li></ul>
		<ul style="list-style-type: none"><li>•</li><li>•</li></ul>
		<ul style="list-style-type: none"><li>•</li><li>•</li></ul>
		<ul style="list-style-type: none"><li>•</li><li>•</li></ul>
		<ul style="list-style-type: none"><li>•</li><li>• ( )</li></ul>
		<ul style="list-style-type: none"><li>•</li><li>•</li></ul>







가

IV.

가

가

가

가

가

가

가

가

가







- (2003), " : , " ,  
(2005) " : ,  
( 11 1 ). pp. 71 ~ 82.  
(2004), " , " , 14, 2-10.  
· (2002), " , :  
·  
· (1997), " -  
· :  
(2003), " : , " , 14(1),  
CITEP, " 7. Evaluation de la politique de transferts des emplois publics, "  
(<http://wwwcitep.gouv.fr>).  
DATAR, " CIADT du 9 juillet 2001 a Limoges : 3. L implantation des publics, "  
2001(<http://wwwdatar.gouv.fr/>).  
DATAR, " Delocalisations: adaption du plan social d 'accompagnement, "  
LETTRE, no.137 (Mars 1992) : 4 ~ 7.  
Fouché, A., Délocalisations Administratives et Développement Local, Conseil  
Economique et Social, 1997.  
Jefferson, C. W. & Trainor, M., 1996, " Public sector relocation and regional  
development," Urban Studies, 33(1), 36 ~ 48.  
Montridier, N. & Thoenig, J., 1993, Delocalisations des Emplois Publics,  
DATAR.  
Experian Business Strategies(2004), The Impact of Relocation: A Report for the  
Independent Review of Public Sector Relocation.  
Goddard, J. B.(1975), Office location in urban and regional development.  
London: Oxford University Press.  
Lyons, M.(2004), Well placed to Deliver? Shaping the Pattern of Government  
Service, London: HMSO.  
Marshall, J.N., Aderman, N. and Thawaites, A.T.(1991), " Civil Service  
relocation and the English regions ", Regional Studies, 25, 499 ~ 510.  
Yliskylä-Peuralahti, J(2003), " Relocation of government activities as a regional  
policy measure ". paper presented at The 43rd European Congress of the  
Regional Science Association, Jyväskylä, Finland, August 27 ~ 30.